

# Electromobility in Austria

## Facts & Figures | January 2023



**2,745**  
E-vehicles (BEV, M1)  
new registrations



**143**  
E-vehicles (BEV, N1)  
new registrations



**2**  
E-vehicles (BEV, N2, N3,  
M2, M3) new registrations



**112,675**  
E-vehicles (BEV, M1)  
Population

### 2030: 100% E-vehicles (BEV) in new registrations

**15%** share of E-vehicles (M1) in new registrations  
in January 2022



### ➤ Trend in January

In January 2,745 electric cars (BEV, M1) and 143 electric light commercial vehicles (BEV, N1) were newly registered in Austria. The number of E-vehicles (BEV) has increased to 112,675. In the comparison of federal states, Vorarlberg leads with a BEV share of new registrations of 21.53%.

➤ Overview and comments in January 2023

Electromobility continued to gain momentum outside of Austria in 2022. The National Competence Center For Electromobility monitors the relevant facts and figures and compiles a monthly assessment of the key developments.

**Passenger cars: manufacturers electrifying Europe**

Most recently, OLE presented the milestones of electromobility in Austria in 2022: More than 100,000 BEV cars in the stock, a 15% BEV share of new car registrations on average per year and more than 15,000 publicly accessible charging points.

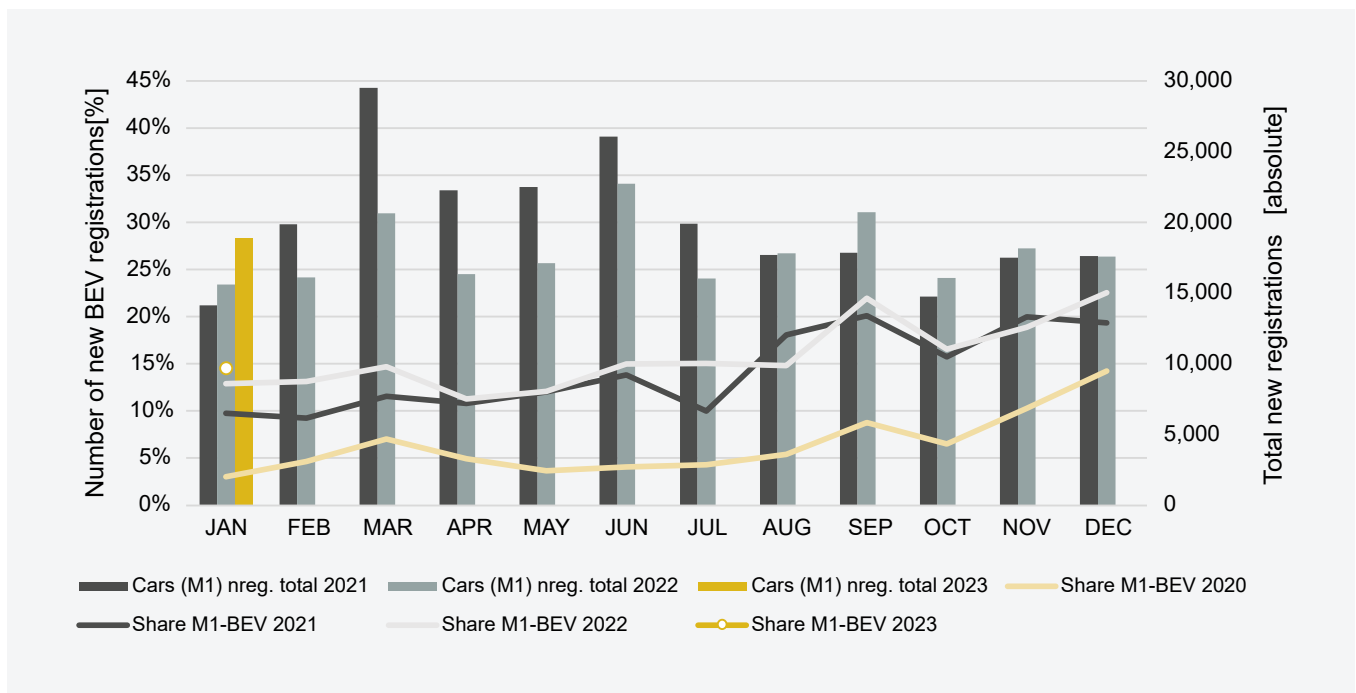
A look beyond the country's borders reveals that electromobility is no longer a trend, but a technology that is increasingly

making its mark on the European and global market. Not only because the EU has agreed on a ban on new registrations for combustion engine cars from 2035. But also because electromobility offers great potential in terms of decarbonisation in the mobility sector and for the economy as a whole. Numerous manufacturers are gradually phasing out internal combustion cars from their portfolios. From 2030 onwards, Volvo worldwide and Ford, Renault and Stellantis for Europe, among others, will rely on purely battery electric passenger cars.

In 2022, electric car sales increased in almost all European countries, by a total of around 29%. In particular, Sweden, the Netherlands and Germany recorded strong growth in new registrations of battery electric cars. The front-runner is Norway, where almost 80 % of newly registered passenger cars are BEV.

Source: Statistik Austria, E-Control; Volvo Cars, Ford, Electrive.net [14/01/2022], Stellantis; Elektroauto-News.net, Electrive.net [03/01/2023]

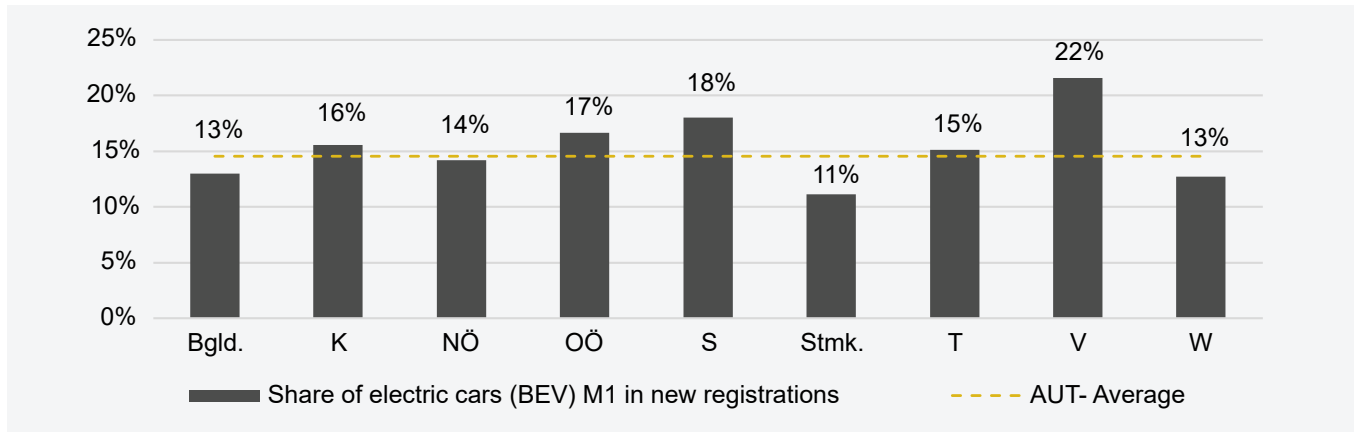
**New registrations of e-vehicles per month: e-vehicles (BEV) M1, 2020-2023**



Source: Statistics Austria; Data status: End of each month respectively 31.01.2023; Illustration: AustriaTech

### New registrations in January 2023

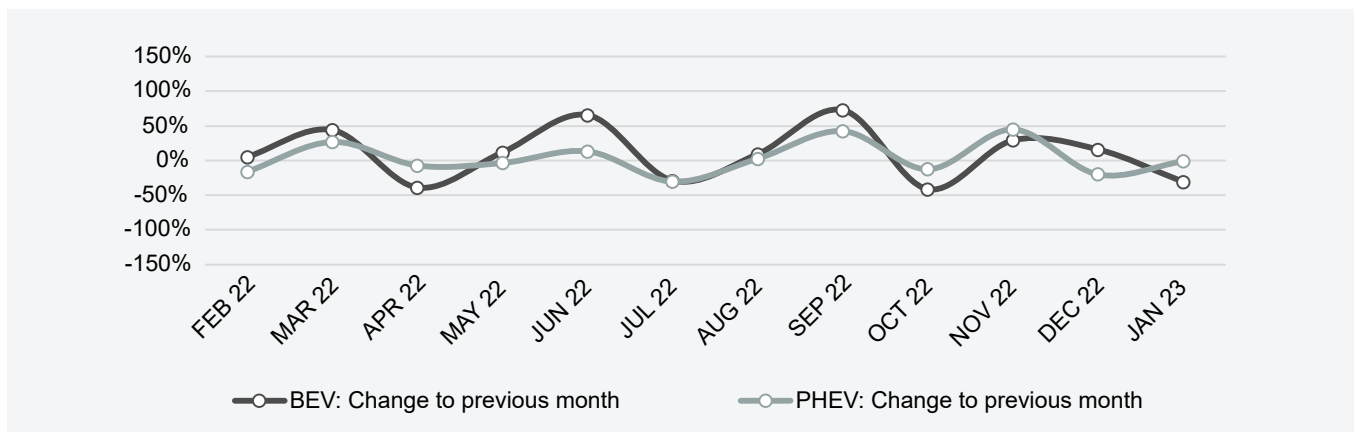
↗ Top 3 in e-vehicles (BEV) M1: V 22% S 18% OÖ 17%



Source: Statistik Austria; Data status: End of each month, Illustration: AustriaTech

### Trend in new registrations, monthly comparison

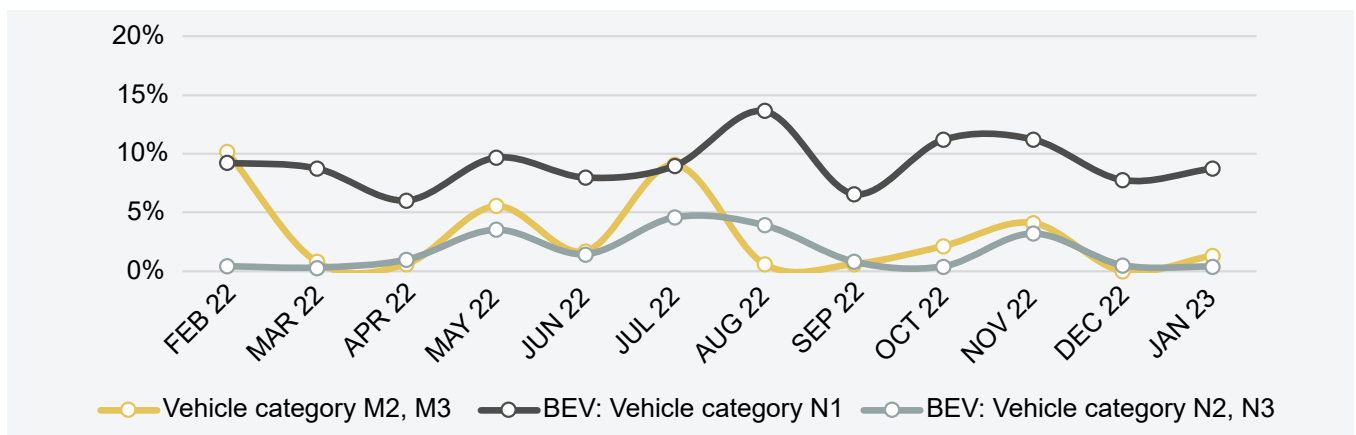
↗ BEV: -31% to previous month / PHEV: -1% to PM



Source: Statistik Austria; Data status: End of each month, Illustration: AustriaTech

### New registrations by categories of commercial vehicles

↗ E-LCV (BEV) N1: 143 / E-HGV (BEV) N2, N3: 1



Source: Statistik Austria; Data status: End of each month, Illustration: AustriaTech

## New registrations per year by vehicle type, fuel type and energy source

| Vehicle types, fuel types or energy source              | 2014    | 2015    | 2016    | 2017    | 2018    | 2019    | 2020    | 2021    | 2022    | 2023 Jän |
|---|---------|---------|---------|---------|---------|---------|---------|---------|---------|----------|
| <b>Passenger Vehicle Class M1</b>                       | 303,318 | 308,555 | 329,604 | 353,320 | 341,068 | 329,363 | 248,740 | 239,803 | 215,050 | 18,850   |
| Petrol incl. Flex-Fuel                                  | 126,503 | 122,832 | 131,756 | 163,701 | 184,150 | 176,706 | 107,771 | 91,478  | 78,567  | 7,220    |
| Diesel  | 172,381 | 179,822 | 188,820 | 175,458 | 140,111 | 126,311 | 90,909  | 58,263  | 48,115  | 3,923    |
| Battery Electric Vehicle (BEV)                          | 1,281   | 1,677   | 3,826   | 5,433   | 6,757   | 9,242   | 15,972  | 33,366  | 34,165  | 2,745    |
| Compressed natural gas CNG (monovalent/bivalent)        | 788     | 703     | 484     | 435     | 641     | 578     | 407     | 85      | 59      | 0        |
| Plug-In Hybrid Electric Vehicle (PHEV)                  | 434     | 1,101   | 1,237   | 1,721   | 1,888   | 2,156   | 7,641   | 14,626  | 13,268  | 1,218    |
| Fuel Cell Electric Vehicle (FCEV)                       | 3       | 9       | 5       | 0       | 7       | 19      | 14      | 14      | 14      | 1        |
| New e-Vehicle Registrations M1 (BEV, PHEV, FCEV)        | 1,718   | 2,787   | 5,068   | 7,154   | 8,652   | 11,417  | 23,627  | 48,006  | 47,447  | 3,964    |
| Electric Vehicle Share of New Registrations M1          | 0.57%   | 0.90%   | 1.54%   | 2.02%   | 2.54%   | 3.47%   | 9.50%   | 20.02%  | 22.06%  | 21.03%   |
| <b>Further Electric Vehicles of the Classes L, M, N</b> | 876     | 930     | 1,949   | 1,910   | 2,724   | 3,141   | 3,558   | 6,155   | 6,485   | 223      |
| Motorbikes/Tricycles/Quadracycles (Class L)             | 672     | 651     | 1,478   | 1,667   | 2,251   | 2,617   | 2,805   | 3,765   | 4,335   | 78       |
| Busses Class M2 and M3                                  | 1       | 12      | 22      | 6       | 17      | 22      | 14      | 11      | 26      | 1        |
| Duty Vehicle Class N1 (< 3.5 ton)                       | 203     | 267     | 449     | 237     | 446     | 500     | 739     | 2,341   | 2,067   | 143      |
| Duty Vehicle Class N2, N3 (> 3.5 ton)                   | 0       | 0       | 0       | 0       | 10      | 2       | 0       | 38      | 57      | 1        |

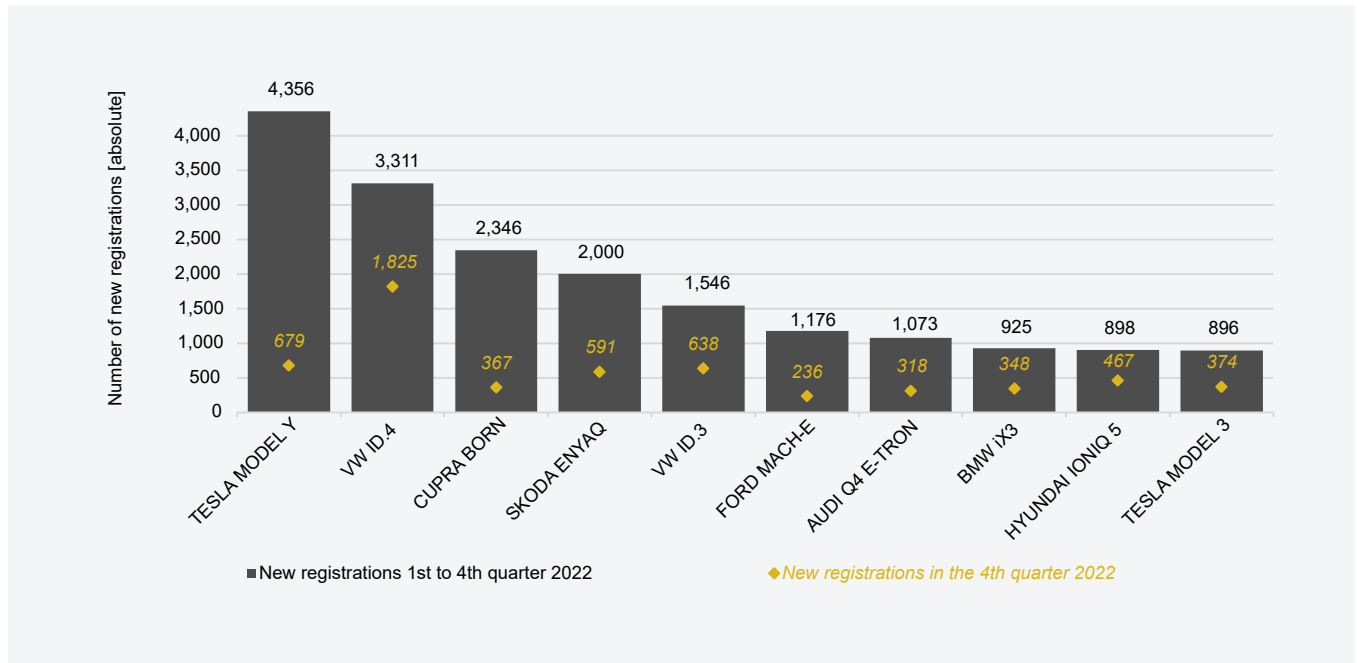
Source: Statistics Austria; Data status: 31.12. of the corresponding year respectively 31.01.2023; Illustration: AustriaTech

## Vehicle population per year by vehicle type, fuel type and energy source

| Vehicle types, fuel types or energy source              | 2014      | 2015      | 2016      | 2017      | 2018      | 2019      | 2020      | 2021      | 2022      | 2023 Jän  |
|---|-----------|-----------|-----------|-----------|-----------|-----------|-----------|-----------|-----------|-----------|
| <b>Passenger Vehicle Class M1</b>                       | 4,694,921 | 4,748,048 | 4,821,557 | 4,898,578 | 4,978,852 | 5,039,548 | 5,091,827 | 5,133,836 | 5,150,890 | 5,151,478 |
| Petrol incl. Flex-Fuel                                  | 2,011,104 | 2,019,139 | 2,038,019 | 2,080,434 | 2,139,239 | 2,179,235 | 2,195,578 | 2,197,006 | 2,194,125 | 2,194,500 |
| Diesel  | 2,663,063 | 2,702,922 | 2,749,046 | 2,770,470 | 2,776,332 | 2,772,854 | 2,762,273 | 2,717,475 | 2,651,280 | 2,644,811 |
| Battery Electric Vehicle (BEV)                          | 3,386     | 5,032     | 9,073     | 14,618    | 20,831    | 29,523    | 44,507    | 76,539    | 110,225   | 112,675   |
| Compressed natural gas CNG (monovalent/bivalent)        | 4,262     | 4,775     | 5,031     | 5,206     | 5,542     | 5,746     | 5,731     | 5,455     | 5,180     | 5,153     |
| Plug-In Hybrid Electric Vehicle (PHEV)                  | 776       | 1,512     | 2,287     | 3,948     | 5,710     | 8,042     | 15,237    | 29,021    | 42,289    | 43,465    |
| Fuel Cell Electric Vehicle (FCEV)                       | 3         | 6         | 13        | 19        | 24        | 41        | 45        | 55        | 62        | 63        |
| Electric Vehicle Population M1 (BEV, PHEV, FCEV)        | 4,165     | 6,550     | 11,373    | 18,585    | 26,565    | 37,606    | 59,789    | 105,615   | 152,576   | 156,203   |
| Electric Vehicle – Change on Previous Year              | 68.08%    | 57.26%    | 73.63%    | 63.41%    | 42.94%    | 41.56%    | 58.99%    | 76.65%    | 44.46%    | 43.81%    |
| Electric Vehicle Share in Population M1                 | 0.09%     | 0.14%     | 0.24%     | 0.38%     | 0.53%     | 0.75%     | 1.17%     | 2.06%     | 2.96%     | 3.03%     |
| <b>Further Electric Vehicles of the Classes L, M, N</b> | 6,067     | 6,532     | 7,524     | 8,912     | 10,920    | 13,311    | 16,080    | 21,561    | 28,046    | 28,269    |
| Motorbikes/Tricycles/Quadracycles (Class L)             | 5,116     | 5,324     | 5,907     | 7,057     | 8,614     | 10,533    | 12,565    | 15,716    | 20,051    | 20,129    |
| Busses Class M2 and M3                                  | 131       | 138       | 149       | 143       | 154       | 161       | 172       | 174       | 200       | 201       |
| Duty Vehicle Class N1 (< 3.5 ton)                       | 819       | 1,069     | 1,467     | 1,711     | 2,141     | 2,605     | 3,330     | 5,627     | 7,694     | 7,837     |
| Duty Vehicle Class N2, N3 (> 3.5 ton)                   | 1         | 1         | 1         | 1         | 11        | 12        | 13        | 44        | 101       | 102       |

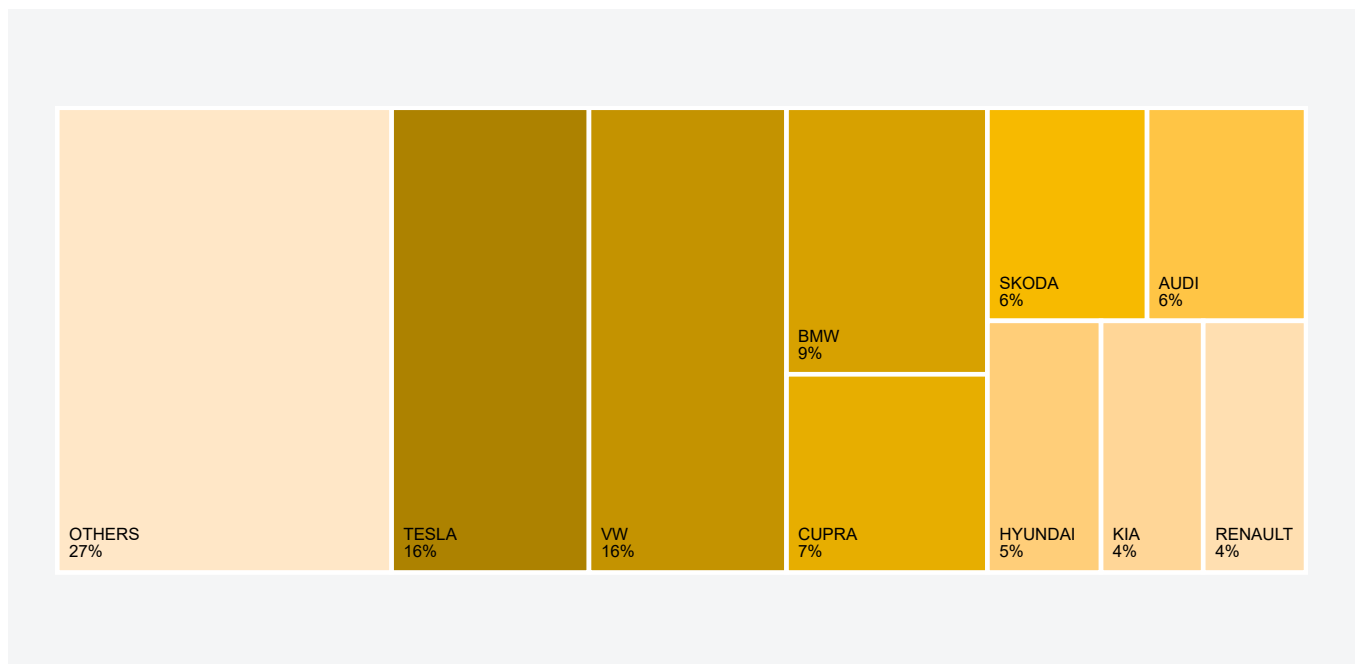
Source: Statistics Austria; Data status: 31.12. of the corresponding year respectively 31.01.2023; the PHEV population (M1) were calculated on the basis of the old PHEV population (31.12.2021) and the cumulated new registrations of PHEV of the current year; analogous to the determination of the PHEV population, the stocks of electric vehicles of the classes L, M2, M3 as well as N1, N2 & N3 of the current year were calculated.; Illustration: AustriaTech

### Best selling electric passenger cars (BEV) M1 by model, 1st to 4th quarter 2022



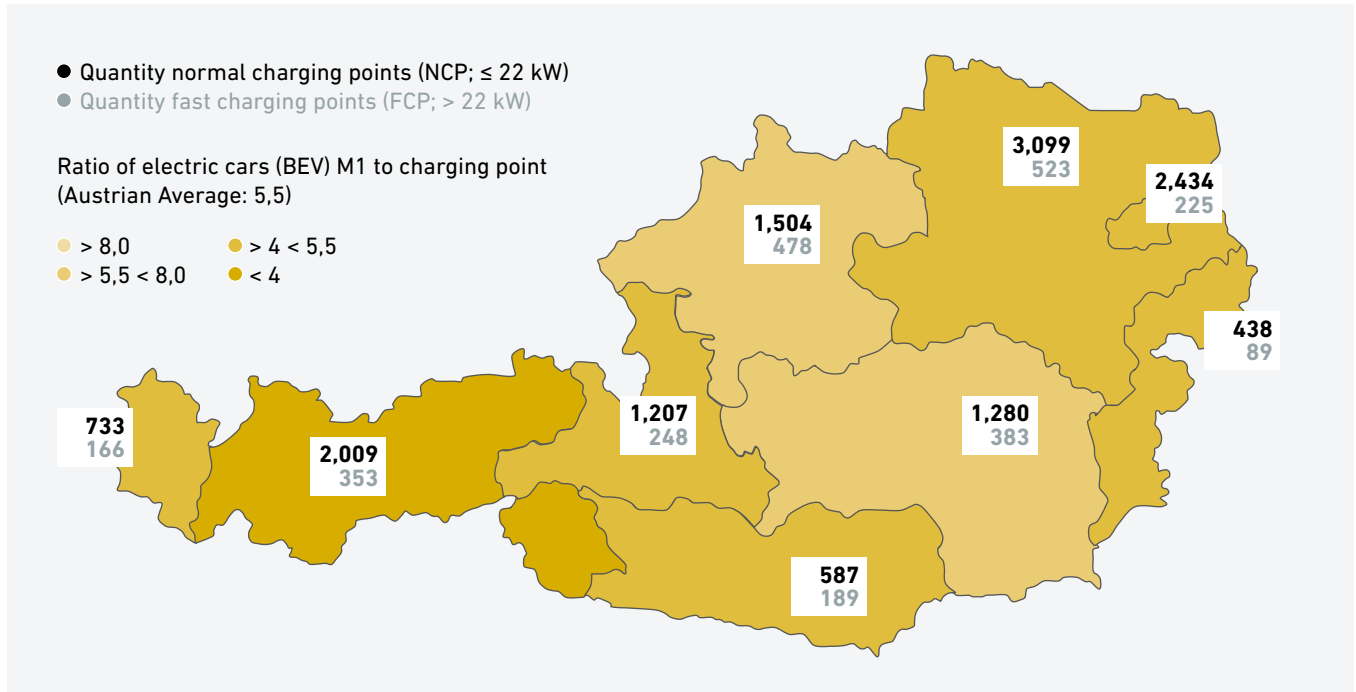
Source: Statistik Austria; Data status: 31.12.2022, Illustration: AustriaTech

### Best selling electric passenger cars (BEV) M1 by brand, 1st to 4th quarter 2022



Source: Statistik Austria; Data status: 31.12.2022, Illustration: AustriaTech

## Publicly accessible charging points per federal state, 4th quarter 2022



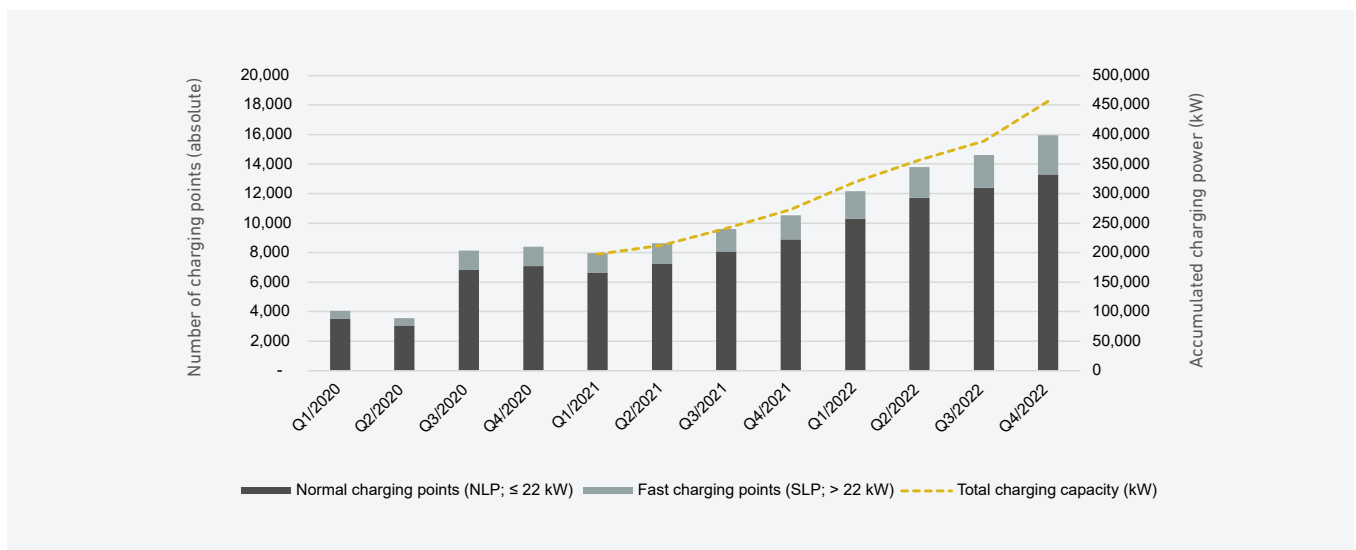
Source: E-Control; Data status: 01.01.2023, Illustration: AustriaTech

As of 1st January 2023, there were a total of 13,291 normal charging points and 2,654 fast charging points in Austria.

**Note:** The figure shows publicly available normal and fast charging points according to Directive 2014/94/EU per federal state.

“Österreichs Leitstelle für Elektromobilität” is the central hub and competence center for national electromobility agendas. It supports the extension of charging infrastructure in public spaces and particularly enforces fast charging points. These can supply more vehicles, which means that the ratio alone is not sufficient to assess the quality of supply in a region. Unlike public charging infrastructure, slow charging with up to 5.5 kW is sufficient in most cases for home charging.

## Publicly accessible charging points and total charging capacity, 2020-2022



Source: E-Control; Data status: end of the respective quarter, Illustration: AustriaTech



# Imprint



## About

The monthly publication “Electromobility in Austria Facts & Figures” is created by AustriaTech in its role as National Competence Center For Electromobility (“Österreichs Leitstelle für Elektromobilität”) and offers a compact overview of recent developments in electromobility.

You can find the current issue of the publication series “Electromobility in Austria Facts & Figures” at [www.austriatech.at/downloads](http://www.austriatech.at/downloads) as well as at [www.austriatech.at/de/zahlen-daten-fakten-archiv](http://www.austriatech.at/de/zahlen-daten-fakten-archiv)

Contact: [leitstelle-elektromobilitaet@austriatech.at](mailto:leitstelle-elektromobilitaet@austriatech.at) resp. [www.austriatech.at/de/leitstelle-elektromobilitaet](http://www.austriatech.at/de/leitstelle-elektromobilitaet)

## Media owner and publisher:

AustriaTech – Gesellschaft des Bundes für technologiepolitische Maßnahmen GmbH  
Raimundgasse 1/6, 1020 Vienna, Austria  
FN 92873d, Handelsgericht Wien  
UID number: ATU39393704  
Status: January 2023  
Tel: +43 1 26 4333 444  
[office@austriatech.at](mailto:office@austriatech.at), [www.austriatech.at](http://www.austriatech.at)

Copyright Coverphoto: AustriaTech/Shutterstock

AustriaTech is 100% owned by the Federal Republic of Austria. The tasks of the subsidiary are recognized by the Federal Ministry of Climate Action, Environment, Energy, Mobility, Innovation and Technology (BMK). All publications by AustriaTech consider gender-sensitive language.

### Glossary

BEV: Battery Electric Vehicle  
FCEV: Fuel Cell Electric Vehicle  
PHEV: Plug-In-Hybrid Electric Vehicle  
BEV + PHEV + FCEV: E-Vehicles