

Electromobility in Austria

Facts & Figures
June 2021



Highlights in June 2021

In June, 5,014 electric vehicles were newly registered in Austria and the stock has risen to 82,514. Compared to other federal states, Salzburg has a BEV share of 21.53% in new registrations. The Tesla Model 3 is the most popular BEV model with 806 new registrations in June 2021. In the comparison of brands VW leads with around 21% market share. The monthly Facts & Figures-sheet offers a compact overview of current developments in the electromobility. As a federal agency, AustriaTech assumes the role of an expert organisation and prepares the data factually and neutrally.



5,014
E-Vehicles
New Registrations



82,514
E-Vehicles
Population



Salzburg
With 21.53%
Highest BEV-Share

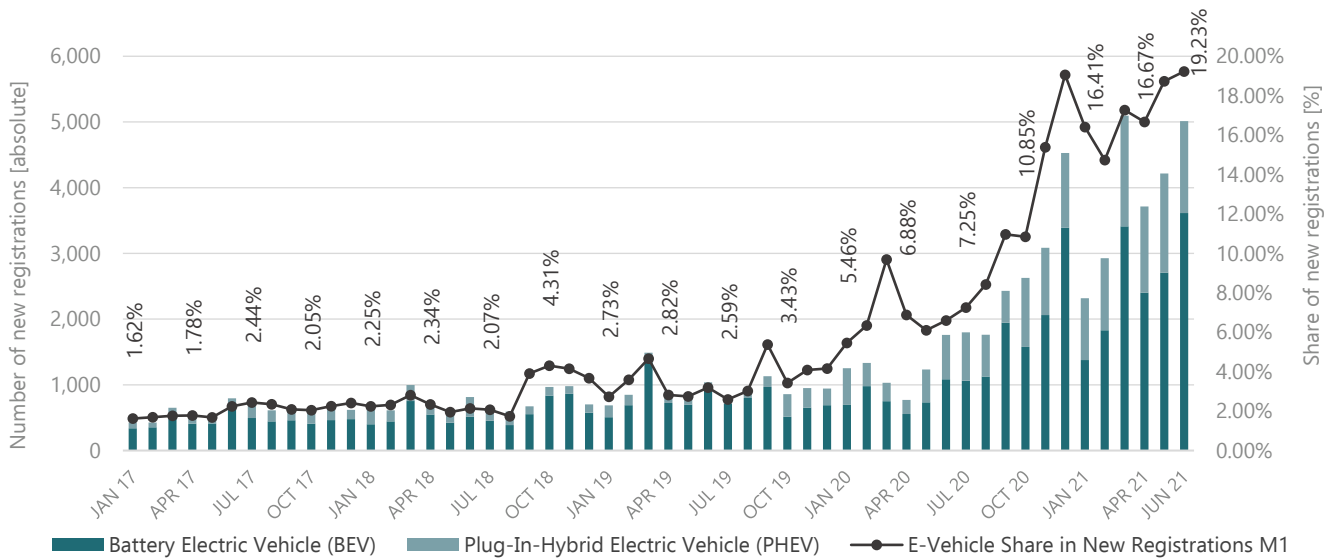


Tesla Model 3
Mostly Registered
BEV-Model

Facts & Figures

Electromobility in Austria, June 2021

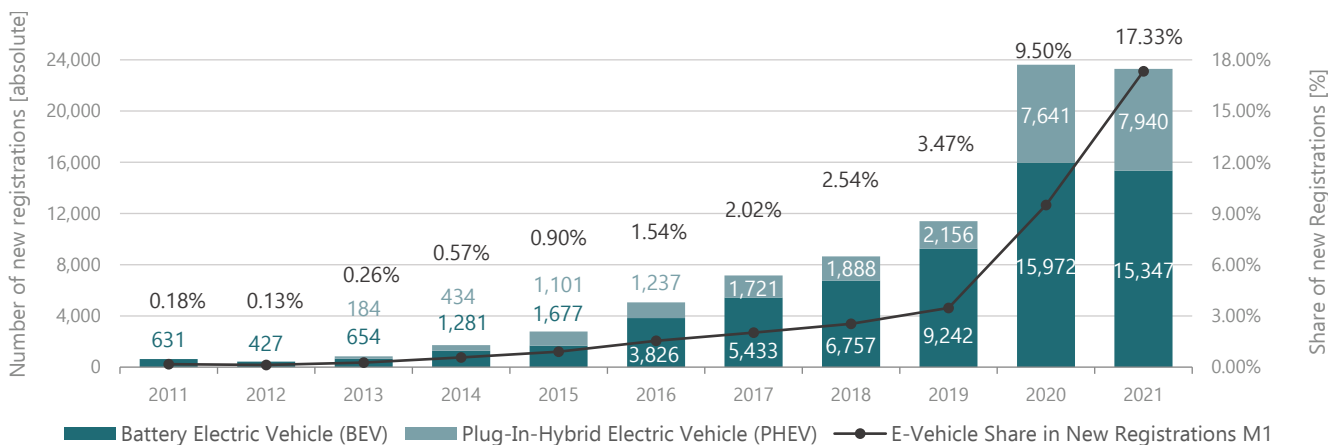
New registrations of e-vehicles of category M1 per month (for Austria)



In the comparative period since February 2017, there has been a steady upward trend in the newly registered e-vehicles. In June 2021, 3,614 BEV (+33% to the previous month), 1,399 PHEV (-7% to the previous month) and one FCEV (+100% to the previous month) were newly registered. The share of new registrations of e-vehicles in June 2021 was 19.23%.

Source: Statistics Austria; Data status: End of each month respectively 30.06.2021; Hydrogen vehicles are not included in this illustration for illustrative purpose; Illustration: AustriaTech

New registrations of e-vehicles of category M1 by year (for Austria)



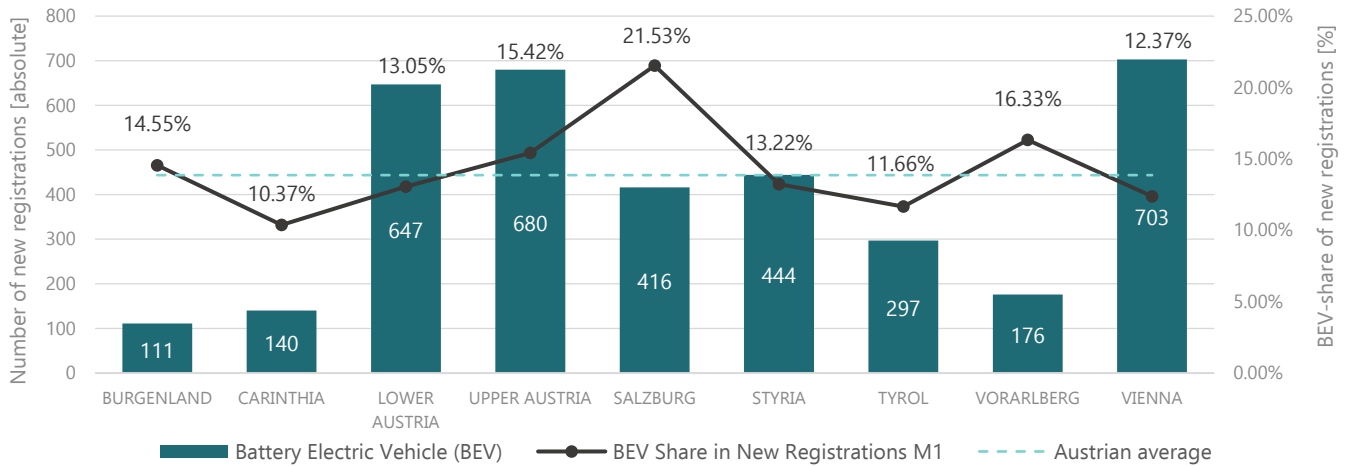
From January to June 2021, 15,347 BEV, 7,940 PHEV and four FCEV were newly registered. Compared to June 2020, new registrations of BEV increased by 233%, PHEV new registrations increased by 108% and FCEV new registrations increased by one unit. The e-vehicle share of category M1 registrations from January to June 2021 is 17.33%.

Source: Statistics Austria; Data status: 31.12. of the corresponding year respectively 30.06.2021; Hydrogen vehicles are not included in this illustration for illustrative purpose; Illustration: AustriaTech

Facts & Figures

Electromobility in Austria, June 2021

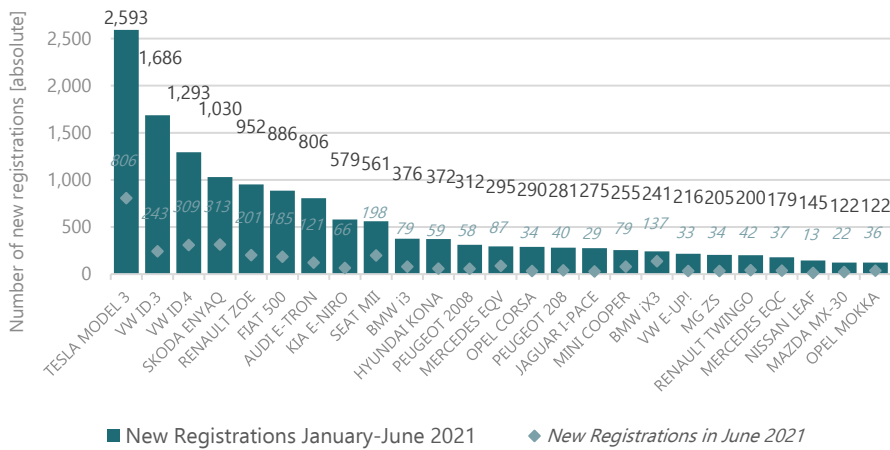
New registrations of BEV cars of category M1 by Austrian federal state (June 2021)



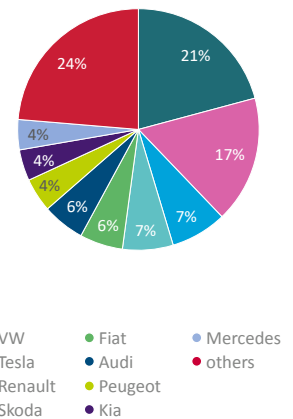
Compared with other Austrian federal states, Salzburg has the highest percentage of BEV in newly registered passenger cars at 21.53%, followed by Vorarlberg (16.33%) and Upper Austria (15.42%). Austria has a BEV share of 13.86%. In the absolute number of newly registered BEV, Vienna is ahead with 703, followed by Upper Austria (680) and then Lower Austria (647).

Source: Statistics Austria; Data status: 30.06.2021; Illustration: AustriaTech

New registrations of BEV cars of category M1 by model (June 2021)



BEV market share 2021 (M1)



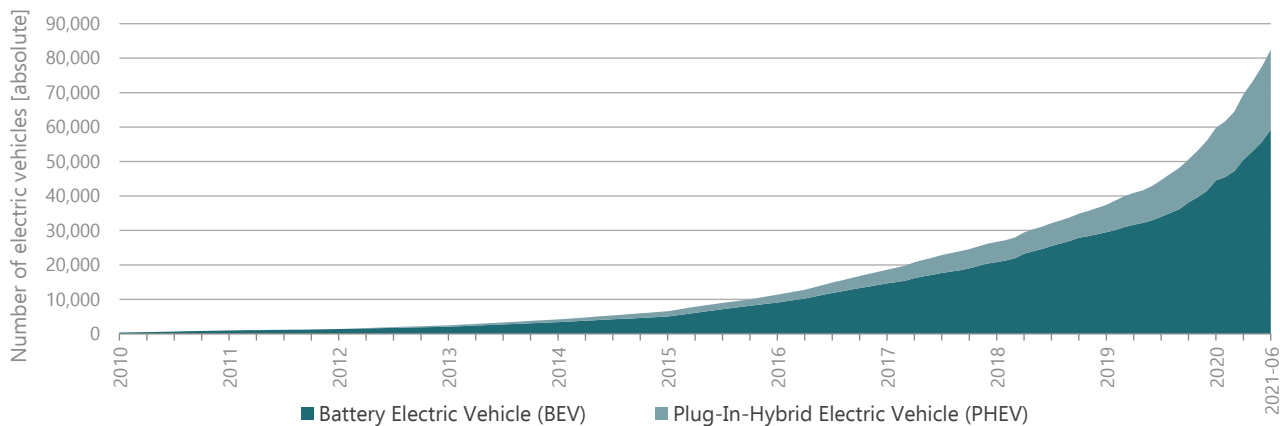
In the period from January to June 2021 the most popular model was the Tesla Model 3 with 2,593 units, followed by the VW ID.3 with 1,686 units and the VW ID.4 with 1,293 units. The most popular model in June was the Tesla Model 3 with 806 units, followed by the Skoda Enyaq with 313 units and the VW ID.4 with 309 units. In the market share of new registrations from June 2021, VW takes first place with around 21%, followed by Tesla with around 17% and then Renault with around 8%.

Source: Statistics Austria; Data status: 30.06.2021; only the top 25 are shown in the illustration on the left for illustrative purpose; Illustration: AustriaTech

Facts & Figures

Electromobility in Austria, June 2021

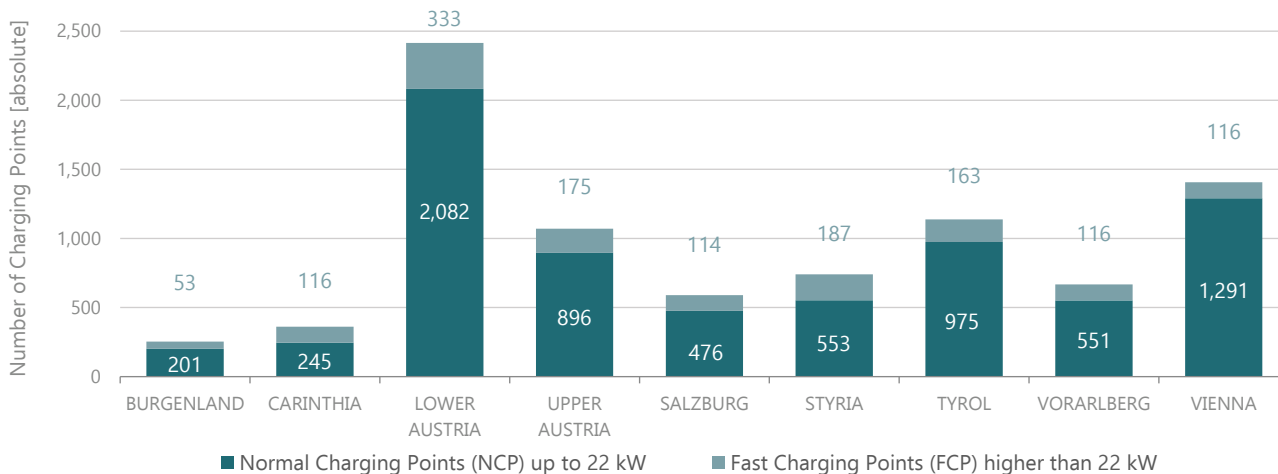
Population of e-vehicles of category M1 over time (for Austria)



While the number of battery electric vehicles rose moderately between 2010 and 2012 (approximately 1,400 in 2012), the number of electric vehicles has risen sharply since then, including in June 2021. As of the end of June 2021, 82,514 electric vehicles were on the roads of Austria, corresponding to a share of the total population of 1.61%.

Source: Statistics Austria; Data status: 31.12. of the corresponding year respectively 30.06.2021; Hydrogen vehicles are not included in this illustration for illustrative purpose; Illustration: AustriaTech

Publicly accessible charging points in Austria



The figure shows publicly available normal and fast charging points according to Directive 2014/94/EU per federal state. In total, there were 7,270 normal charging points and 1,373 fast charging points after the second quarter of 2021. At this moment there are around eleven e-cars (BEV and PHEV) per NCP and around 60 per SLP in Austria. There are a total of 8,643 charging points in Austria, where there are around ten e-cars per charging point.

Source: ladestellen.at (E-Control); Data status: 30.06.2021; Illustration: AustriaTech

Facts & Figures

Electromobility in Austria, June 2021

Vehicle population by vehicle type, fuel type and energy source

Vehicle types, fuel types or energy source	2012	2013	2014	2015	2016	2017	2018	2019	2020	2021 June
Passenger Vehicle Class M1	4,584,202	4,641,308	4,694,921	4,748,048	4,821,557	4,898,578	4,978,852	5,039,548	5,091,827	5,130,072
Petrol incl. Flex-Fuel	2,001,295	2,003,699	2,011,104	2,019,139	2,038,019	2,080,434	2,139,239	2,179,235	2,195,578	2,207,183
Diesel	2,570,124	2,621,133	2,663,063	2,702,922	2,749,046	2,770,470	2,776,332	2,772,854	2,762,273	2,746,437
Battery Electric Vehicle (BEV)	1,389	2,070	3,386	5,032	9,073	14,618	20,831	29,523	44,507	59,289
Compressed natural gas CNG (monovalent/bivalent)	3,109	3,651	4,262	4,775	5,031	5,206	5,542	5,746	5,731	5,585
Plug-In Hybrid Electric Vehicle (PHEV)	n/a.	408	776	1,512	2,287	3,948	5,710	8,042	15,237	23,177
Fuel Cell Electric Vehicle (FCEV)	n/a.	n/a.	3	6	13	19	24	41	45	48
Electric Vehicle Population M1 (BEV, PHEV, FCEV)	1,389	2,478	4,165	6,550	11,373	18,585	26,565	37,606	59,789	82,514
Electro Vehicle – Change on Previous Year	40.4%	78.4%	68.1%	57.3%	73.6%	63.4%	42.9%	38.9%	59.0%	80.5%
Electric Vehicle Share in Population M1	0.03%	0.05%	0.09%	0.14%	0.24%	0.38%	0.53%	0.75%	1.17%	1.61%
Further Electric Vehicles of the Classes L, M, N	5,120	5,594	6,067	6,532	7,524	8,912	10,920	13,311	16,080	18,996
Motorbikes/Tricycles/Quadracycles (Class L)	4,565	4,835	5,116	5,324	5,907	7,057	8,614	10,533	12,565	14,438
Busses Class M2 and M3	126	139	131	138	149	143	154	161	172	174
Duty Vehicle Class N1 (< 3.5 ton)	428	619	819	1,069	1,467	1,711	2,141	2,605	3,330	4,365
Duty Vehicle Class N2, N3 (> 3.5 ton)	1	1	1	1	1	1	11	12	13	19

Source: Statistics Austria; Data status: 31.12. of the corresponding year respectively 30.06.2021; the PHEV population were calculated on the basis of the old PHEV population and the new registrations of PHEV of the respective month; Illustration: AustriaTech

New registrations by vehicle type, fuel type and energy source

Vehicle types, fuel types or energy source	2012	2013	2014	2015	2016	2017	2018	2019	2020	2021 June
Passenger Vehicle Class M1	336,010	319,035	303,318	308,555	329,604	353,320	341,068	329,363	248,740	134,396
Petrol incl. Flex-Fuel	143,325	134,276	126,503	122,832	131,756	163,701	184,150	176,706	107,771	54,337
Diesel	189,622	180,901	172,381	179,822	188,820	175,458	140,111	126,311	90,909	34,133
Battery Electric Vehicle (BEV)	427	654	1,281	1,677	3,826	5,433	6,757	9,242	15,972	15,347
Compressed natural gas CNG (monovalent/bivalent)	460	628	788	703	484	435	641	578	407	61
Plug-In Hybrid Electric Vehicle (PHEV)	0	184	434	1,101	1,237	1,721	1,888	2,156	7,641	7,940
Fuel Cell Electric Vehicle (FCEV)	0	0	3	9	5	0	7	19	14	4
New e-Vehicle Registrations M1 (BEV, PHEV, FCEV)	427	838	1,718	2,787	5,068	7,154	8,652	11,417	23,627	23,291
Electro Vehicle Share of New Registrations M1	0.13%	0.26%	0.57%	0.90%	1.54%	2.02%	2.54%	3.47%	9.50%	17.33%
Further Electric Vehicles of the Classes L, M, N	1,400	791	876	930	1,949	1,910	2,724	3,141	3,558	2,916
Motorbikes/Tricycles/Quadracycles (Class L)	1,094	585	672	651	1,478	1,667	2,251	2,617	2,805	1,873
Busses Class M2 and M3	14	15	1	12	22	6	17	22	14	2
Duty Vehicle Class N1 (< 3.5 ton)	292	191	203	267	449	237	446	500	739	1,035
Duty Vehicle Class N2, N3 (> 3.5 ton)	0	0	0	0	0	0	10	2	0	6

Source: Statistics Austria; Data status: 31.12. of the corresponding year respectively 30.06.2021; The values of the current year are cumulated (Jan-Jun); Illustration: AustriaTech

Facts & Figures

Electromobility in Austria, June 2021

Glossary

E-Vehicles	BEV + PHEV + FCEV
BEV	Battery Electric Vehicle
PHEV	Plug-In-Hybrid Electric Vehicle
FCEV	Fuel Cell Electric Vehicle

About AustriaTech

AustriaTech is a 100% subsidiary of the Federal Ministry of Climate Action, Environment, Energy, Mobility, Innovation and Technology (BMK). It acts as an integrator in the field of mobility and supports the transformation processes towards an ecological, efficient and modern transport system. The activities range from new services and digital infrastructure to automated mobility. Electromobility activities include a continually monitoring and annual electromobility highlights, as well as participation in various working groups and supporting actions in ongoing activities such as subsidies, research programs and guidelines.

All Facts & Figures can be found at:

bmk.gv.at/e-faktencheck

Media owner and publisher:

Federal Ministry of Climate Action, Environment, Energy,
Mobility, Innovation and Technology

Radetzkystraße 2, A-1030 Vienna, Tel +43 (0) 1 711 62 65 0

Coverphoto ©Shutterstock / GLF Media

Created and designed by AustriaTech, June 2021

If you have any questions, contact: e-mobility@austriatech.at

 Federal Ministry
Republic of Austria
Climate Action, Environment,
Energy, Mobility,
Innovation and Technology

austriatech