

E-mobility in Austria

Facts & Figures | October 2024



3,990
 BEV cars (M1)
 new registrations



224
 BEV-LCV (N1)
 new registrations



12
 BEV-HGV (N2 + N3)
 new registrations



20
 BEV buses (M2 + M3)
 new registrations

2030: 100% in new registrations

18 % BEV share of cars (M1) in new registrations
 in October 2024



192,635
 BEV cars (M1)
 in operation



25,236
 recharging points
 in operation

What does BEV mean?

BEV is short for "Battery Electric Vehicle". Such a vehicle is driven by an electric motor and draws the required energy from an accumulator.

Glossary



BEV car (M1)

Battery electric passenger car
 (passenger transportation;
 vehicle class M1)



FCEV car (M1)

Fuel cell electric passenger car
 (passenger transportation;
 vehicle class M1)



PHEV car (M1)

Plug-in hybrid passenger car
 (passenger transportation;
 vehicle class M1)



E-car (M1)

Electric passenger car
 (passenger transportation; vehicle
 class M1; BEV + FCEV + PHEV)



NCP

Normal recharging point for car
 (recharging capacity < 23 kW)



FCP

Fast recharging point for car
 (recharging capacity
 $23 \text{ kW} \leq x \leq 150 \text{ kW}$)



HPC

Ultra fast recharging point for car
 (recharging capacity > 150 kW;
 High Power Charging)



BEV-LV (L)

Battery electric light vehicle (passen-
 ger transportation; vehicle class L;
 Motorbike / Tricycle / Quadricycle)



BEV-Bus (M2 + M3)

Battery electric bus
 (passenger transportation;
 vehicle class M2 + M3)

News & publications

#staycharged



Follow us on
LinkedIn



Visit our
Website



Visit our
Facts & Figures-Archive



Find our brochures
"Highlights 2023 Facts & Figures"
 and other interesting AustriaTech reports!



BEV-LCV (N1)

Battery electric light commercial
 vehicle (freight transportation;
 vehicle class N1; $\leq 3,5 \text{ t}$)



BEV-HGV (N2)

Battery electric heavy goods vehicle
 (freight transportation;
 vehicle class N2; $3,5 \text{ t} < x \leq 12,0 \text{ t}$)



BEV-HGV (N3)

Battery electric heavy goods vehicle
 (freight transportation;
 vehicle class N3; $> 12,0 \text{ t}$)



BEV-Artic (N1 + N2 + N3)

Battery electric articulated lorry
 (freight transportation;
 vehicle class N1 + N2 + N3)

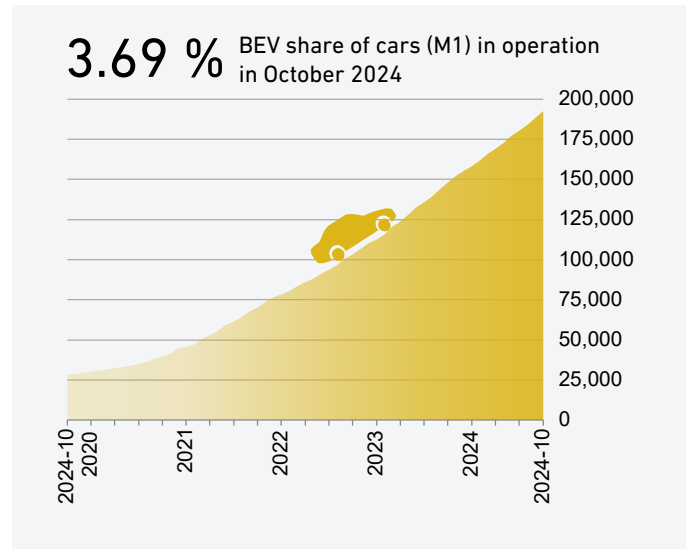
➤ **Welcome**

OLÉ – Austria’s National Competence Center for E-Mobility, which is part of AustriaTech, supports and analyzes developments in the field of e-mobility. In this document, we provide insights into new registrations and vehicle populations as well as the publicly accessible charging infrastructure.

Every month, we provide information on the facts and figures of e-mobility in order to depict the dynamic developments in the electrification of mobility.

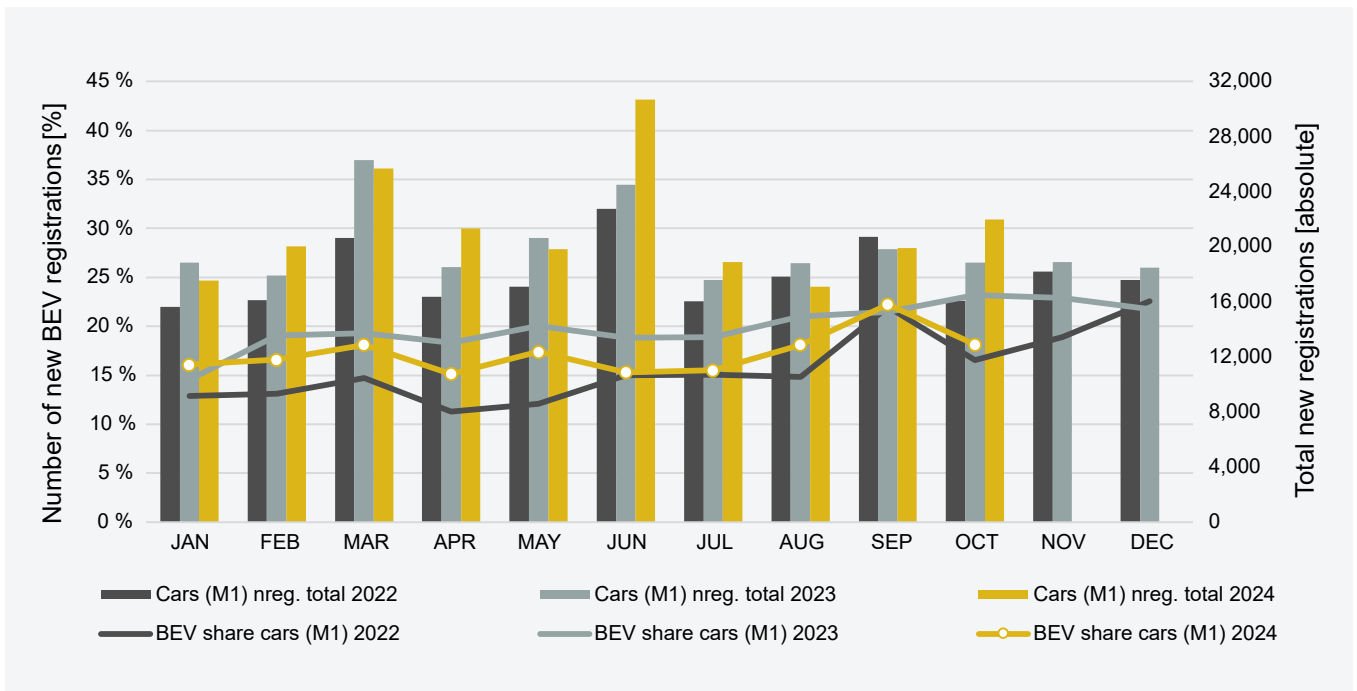
OLÉ - Austria’s National Competence Center for E-Mobility wishes a delightful discovery!

BEV car population (M1) per month, 2019-2024




Source: Statistics Austria; Illustration: AustriaTech; Data status: End of each month

New registrations per month: BEV cars (M1), 2022-2024



Source: Statistics Austria; Illustration: AustriaTech; Data status: End of each month

Share of new registrations of BEV cars (M1) at district level, January to October 2024

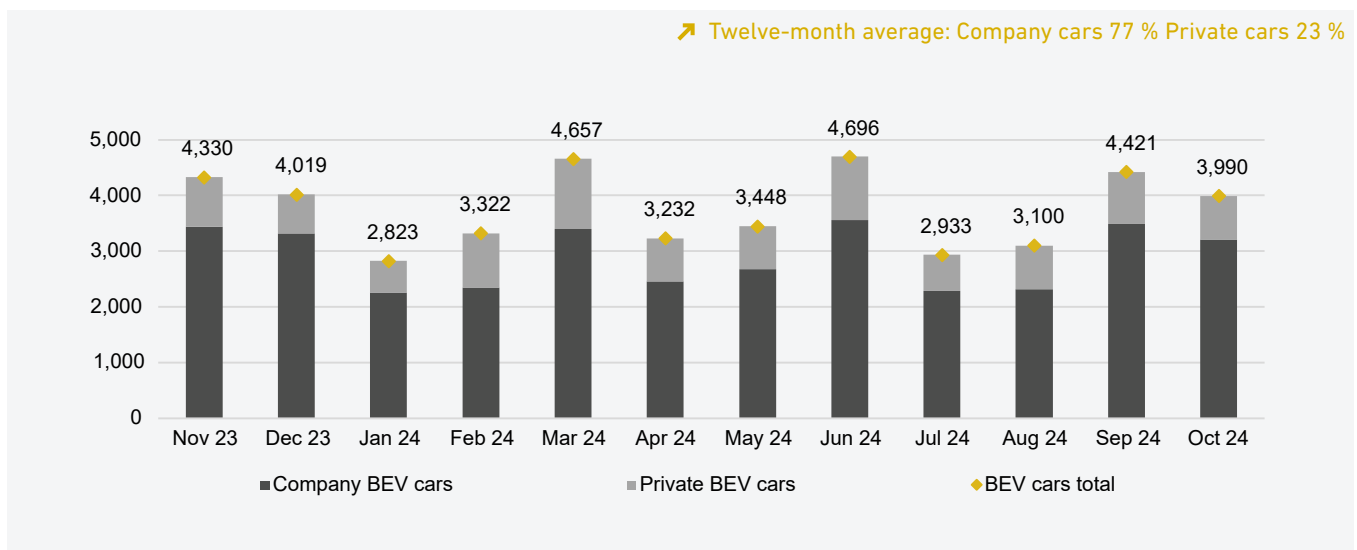


Source: Statistics Austria; Illustration: AustriaTech, Map created using Bing © GeoNames, TomTom; Data source: 31/10/2024

The chart contains the cumulative monthly new registration figures for the current year. For this purpose, the initial data from the reporting centres was aggregated and assigned to the districts, with Vienna representing the individual municipal districts of Vienna as a whole. Only the three reporting centres 'Bahn', 'Justizwache, Polizei, Zollwache' and 'Post' are not included.

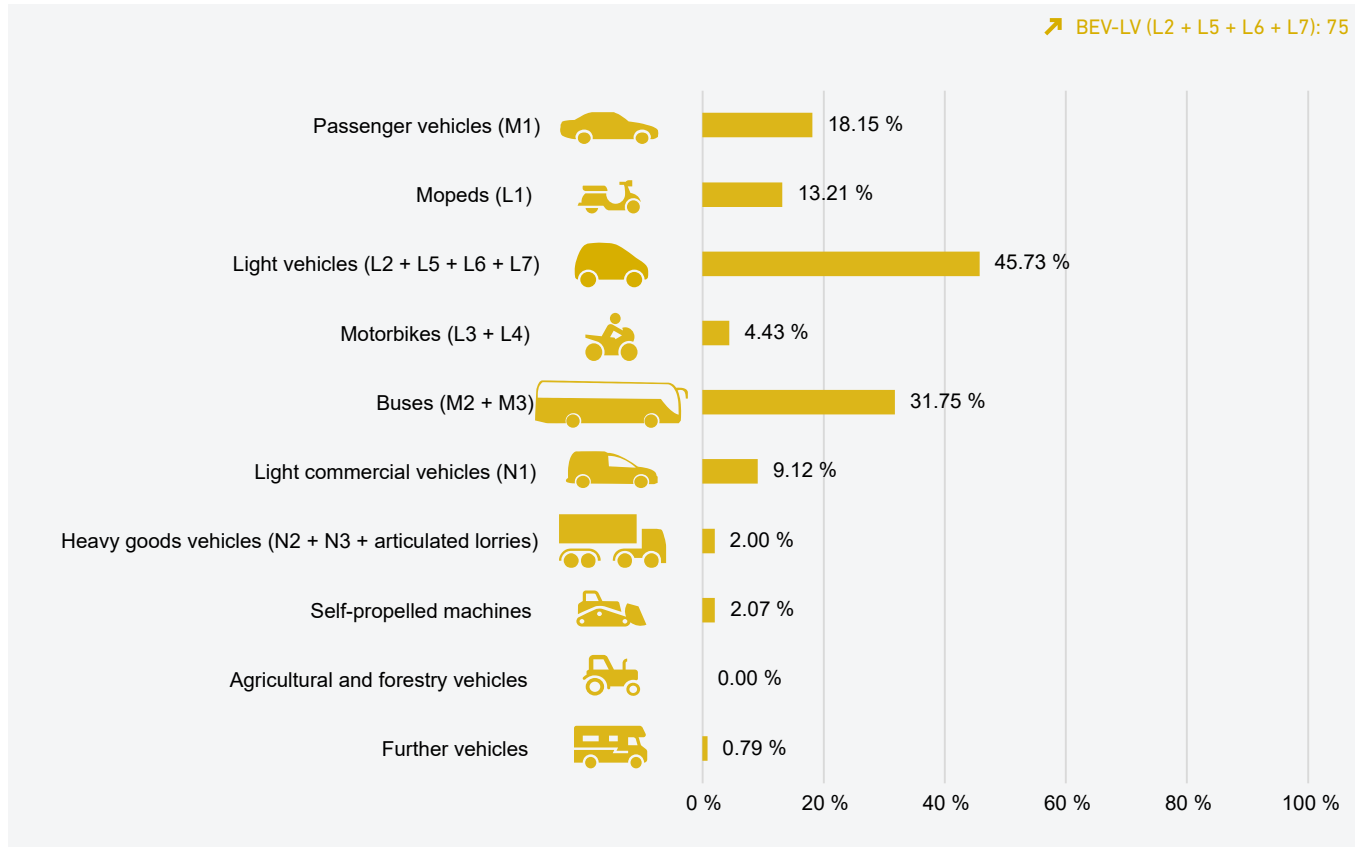
The share of new registered BEV cars (M1) is particularly high along the agglomerations of urban centres such as Bregenz, Innsbruck-Land, Linz-Land, Graz Umgebung and Eisenstadt Umgebung with at least 20 %. In contrast, the share of new BEV registrations in the centre of Austria is comparatively low at under 10 %.

Company and private new registrations of BEV cars (M1), 2023-2024



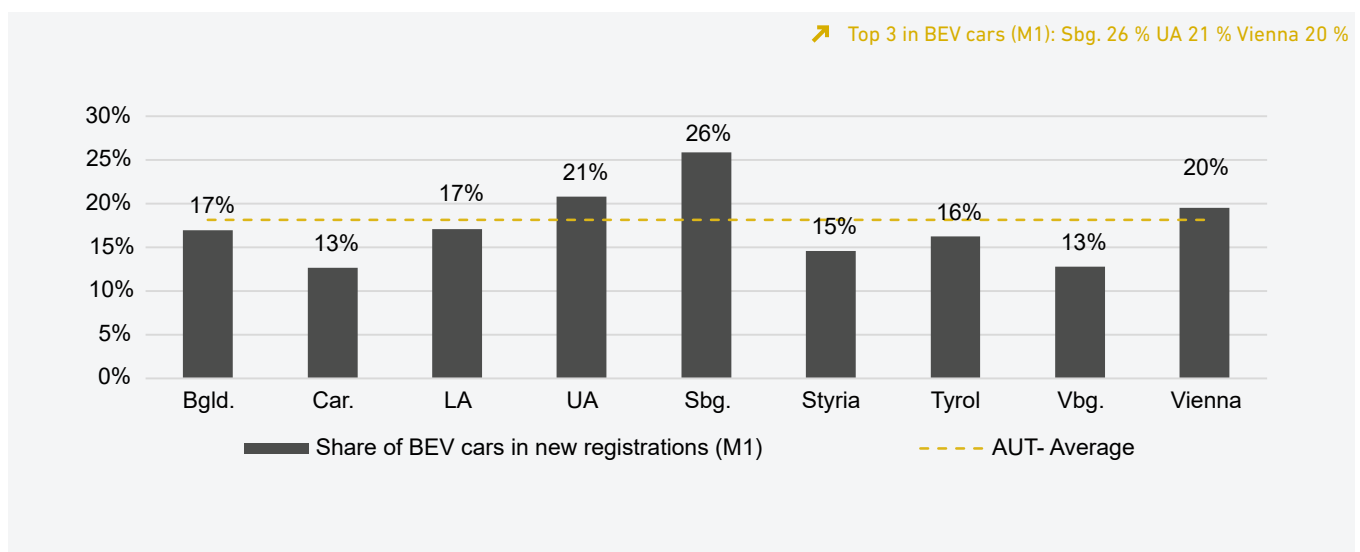
Source: Statistics Austria; Illustration: AustriaTech; Data so: Ende des jeweiligen Monats

Share of new registrations of BEV in selected vehicle classes, October 2024



Source: Statistik Austria; Illustration: AustriaTech; Data status: 31/10/2024

New registrations of BEV cars (M1) by federal state, October 2024



Source: Statistik Austria; Illustration: AustriaTech; Data status: 31/10/2024

New vehicle registrations per year by vehicle type, fuel type or power source

Vehicle types, fuel types or energy source	2015	2016	2017	2018	2019	2020	2021	2022	2023	2024 Oct
Passenger vehicle class M1	308,555	329,604	353,320	341,068	329,363	248,740	239,803	215,050	239,150	213,004
Petrol incl. hybrids*	124,725	135,061	170,230	190,285	186,943	125,949	120,929	106,805	114,059	113,346
Diesel incl. hybrids*	180,340	188,989	175,501	141,119	130,423	98,757	70,782	60,735	60,493	48,731
Gas (CNG, LNG; mono- & bivalent)	703	486	435	642	580	407	86	63	11	13
Plug-in hybrid electric vehicle (PHEV)	1,101	1,237	1,721	2,258	2,156	7,641	14,626	13,268	16,956	14,292
Battery electric vehicle (BEV)	1,677	3,826	5,433	6,757	9,242	15,972	33,366	34,165	47,621	36,622
Fuel cell electric vehicle (FCEV)	9	5	0	7	19	14	14	14	10	1
BEV registrations: Change compared to previous year	30.91 %	128.15 %	42.00 %	24.37 %	36.78 %	72.82 %	108.90 %	2.39 %	39.39 %	-6.75 %
BEV share of new registrations	0.54 %	1.16 %	1.54 %	1.98 %	2.81 %	6.42 %	13.91 %	15.89 %	19.91 %	17.19 %
Further BEV of the classes L, M, N	930	1,949	1,911	2,727	3,141	3,558	6,155	6,486	6,469	6,006
Motorbikes/Tricycles/Quadracycles (class L)	651	1,478	1,667	2,251	2,617	2,805	3,765	4,335	3,087	3,384
Buses (classes M2 + M3)	12	22	6	17	22	14	11	26	58	79
Light commercial vehicles LCV (class N1; < 3.5 t)	267	449	237	446	500	739	2,341	2,067	3,265	2,398
Heavy goods vehicles HGV (class N2; 3.5 t < x ≤ 12.0 t)	0	0	0	1	0	0	36	43	29	42
Heavy goods vehicles HGV (class N3; > 12.0t)	0	0	0	9	2	0	2	14	14	73
Articulated lorries classes (class N1 + N2 + N3)	0	0	1	3	0	0	0	1	16	30

* Hybrid electric drive not externally rechargeable

Source: Statistics Austria; Illustration: AustriaTech; Data status: 31/12 of the corresponding year respectively 31/10/2024

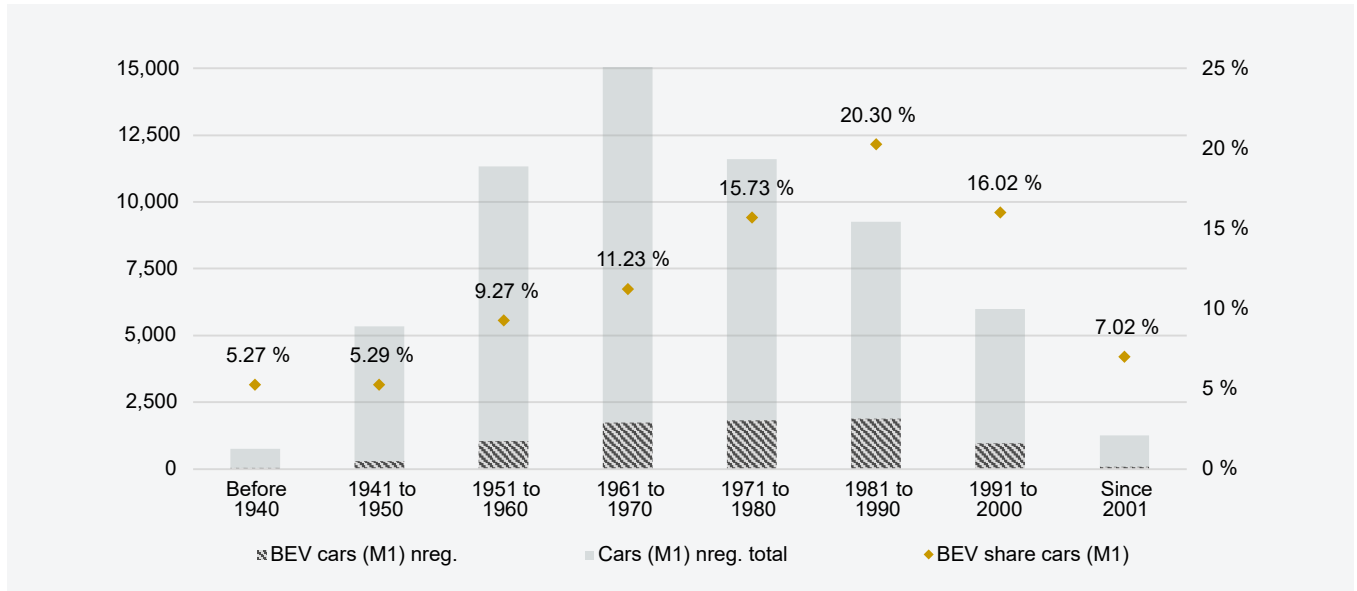
Vehicle population per year by vehicle type, fuel type or power source

Vehicle types, fuel types or energy source	2015	2016	2017	2018	2019	2020	2021	2022	2023	2024 Oct
Passenger vehicle class M1	4,748,048	4,821,557	4,898,578	4,978,852	5,039,548	5,091,827	5,133,836	5,150,890	5,185,006	5,226,680
Petrol incl. hybrids*	2,032,461	2,054,541	2,102,712	2,167,858	2,217,132	2,250,050	2,278,751	2,303,486	2,330,348	2,370,269
Diesel incl. hybrids*	2,703,950	2,750,270	2,771,738	2,778,552	2,778,732	2,775,925	2,743,683	2,690,025	2,637,123	2,587,780
Gas (CNG, LNG; mono- & bivalent)	5,087	5,373	5,543	5,877	6,078	6,063	5,787	5,512	5,114	4,775
Plug-in hybrid electric vehicle (PHEV)	1,512	2,287	3,948	5,710	8,042	15,237	29,021	41,580	56,864	71,156
Battery electric vehicle (BEV)	5,032	9,073	14,618	20,831	29,523	44,507	76,539	110,225	155,490	192,635
Fuel cell electric vehicle (FCEV)	6	13	19	24	41	45	55	62	67	65
BEV vehicle stock: Change compared to previous year	48.61 %	80.31 %	61.12 %	42.50 %	41.73 %	50.75 %	71.97 %	44.01 %	41.07 %	30.10 %
BEV share of vehicle stock	0.11 %	0.19 %	0.30 %	0.42 %	0.59 %	0.87 %	1.49 %	2.14 %	3.00 %	3.69 %
Further BEV of the classes L, M, N	6,532	7,524	8,913	10,924	13,314	16,083	21,564	26,508	31,668	37,674
Motorbikes/Tricycles/Quadracycles (class L)	5,324	5,907	7,057	8,614	10,533	12,565	15,716	18,621	20,688	24,072
Buses (classes M2 + M3)	138	149	143	154	161	172	174	202	242	321
Light commercial vehicles LCV (class N1; < 3.5 t)	1,069	1,467	1,711	2,141	2,605	3,330	5,627	7,582	10,584	12,982
Heavy goods vehicles HGV (class N2; 3.5 t < x ≤ 12.0 t)	1	1	1	2	2	3	40	81	105	147
Heavy goods vehicles HGV (class N3; > 12.0t)	0	0	0	9	10	10	4	18	29	102
Articulated lorries classes (class N1 + N2 + N3)	0	0	1	4	3	3	3	4	20	50

* Hybrid electric drive not externally rechargeable

Source: Statistics Austria; Illustration: AustriaTech; Data status: 31/12 of the corresponding year respectively 31/10/2024; The inventory numbers for 2024 for PHEV (M1) and for 'Further BEV of the classes L, M, N' were extrapolated on the basis of the existing vehicle stock (31.12.2023) and the cumulative new registrations of the current year.

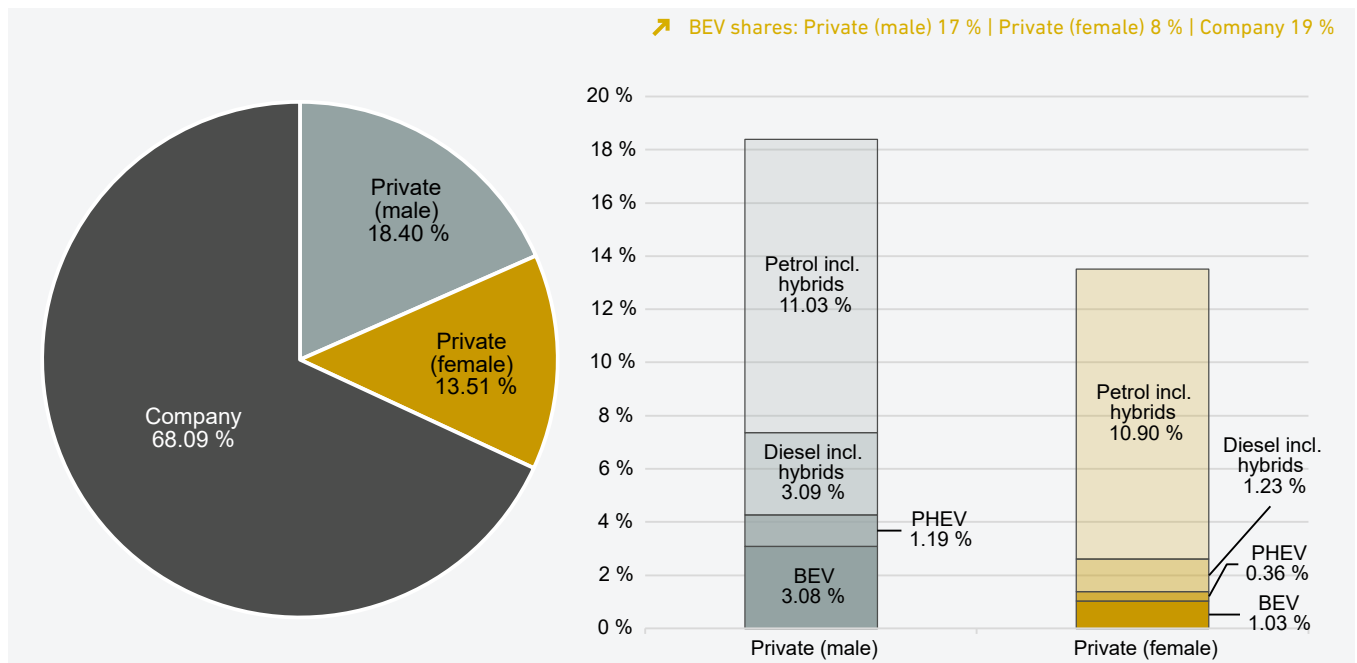
New registrations of private cars (M1) by age of vehicle owners, 1st to 3rd quarter 2024



Source: Statistik Austria; Illustration: AustriaTech; Data status: 30/09/2024

The bars show the absolute BEV and total car new registrations. The dots show the BEV share of the respective age group. For example, the proportion of BEV new registrations in the age group born between 1981 and 1990 is 20.30%.

New registrations of cars (M1) by vehicle owners, 1st to 3rd quarter 2024



Source: Statistik Austria; Illustration: AustriaTech; Data status: 30/09/2024

In the bar chart on the right, gas drives (only one private registration) are not included for visualisation reasons. The sum of the parts of the bar on the right gives the respective share of new private registrations in the pie chart on the left.

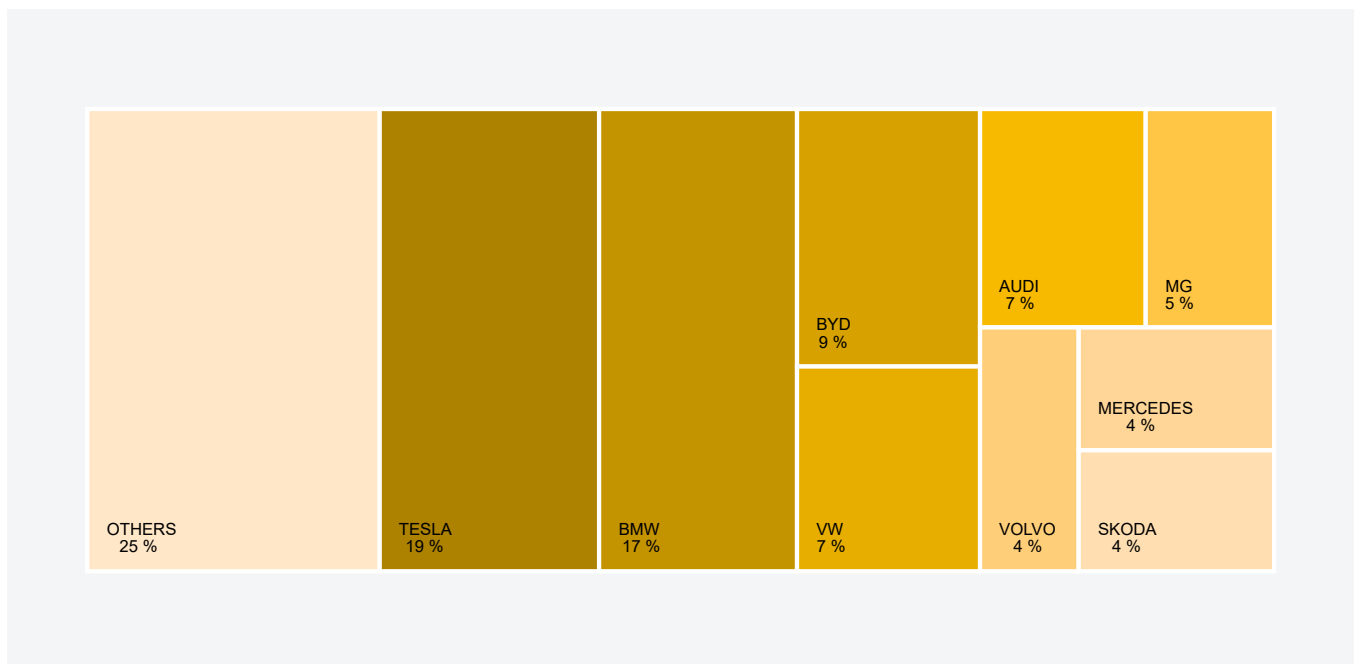
From the 1st to the 3rd quarter, 18.40 % of new cars were registered by male private individuals. 3.08 percentage points of these were BEV. Accordingly, 16.74% of purchases by this group were for BEV.

Best selling BEV passenger cars (M1) by model, 1st and 3rd quarter 2024



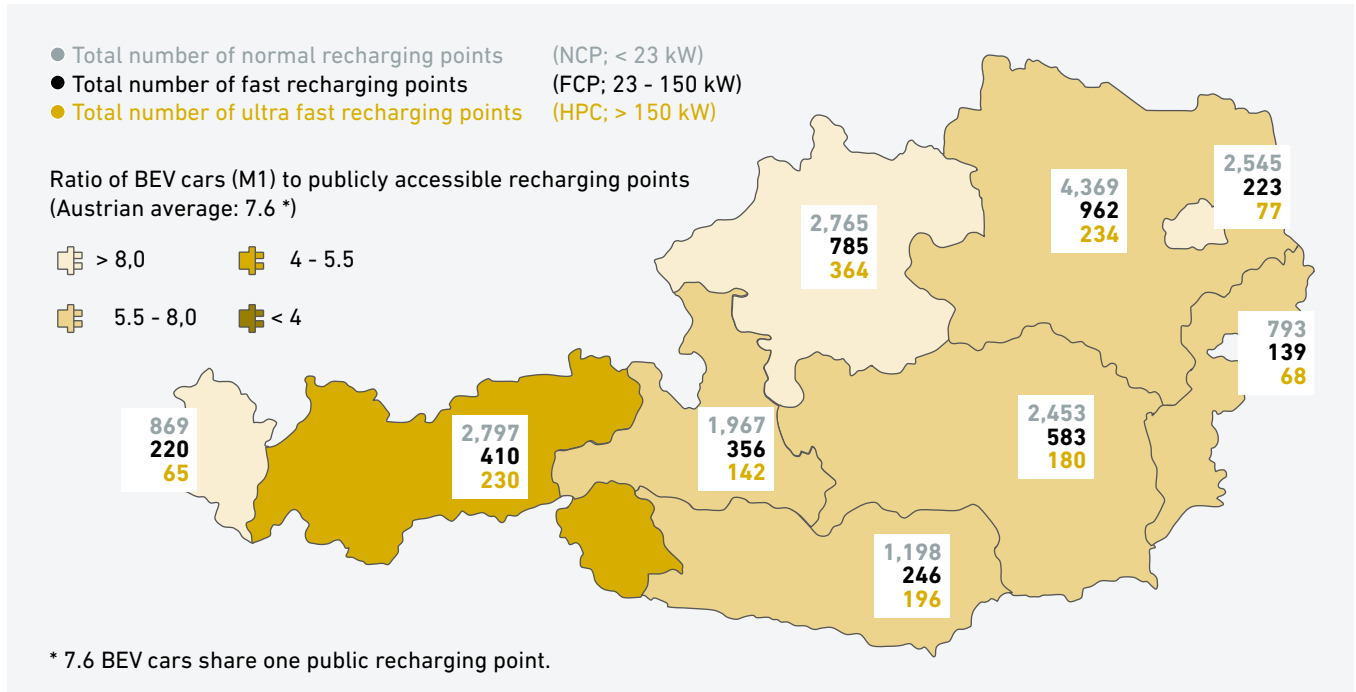
Source: Statistik Austria; Illustration: AustriaTech; Data status: 30/09/2024

Best selling BEV passenger cars (M1) by brand, 1st and 3rd quarter 2024



Source: Statistik Austria; Illustration: AustriaTech; Data status: 30/09/2024

Publicly accessible recharging points per federal state, October 2024

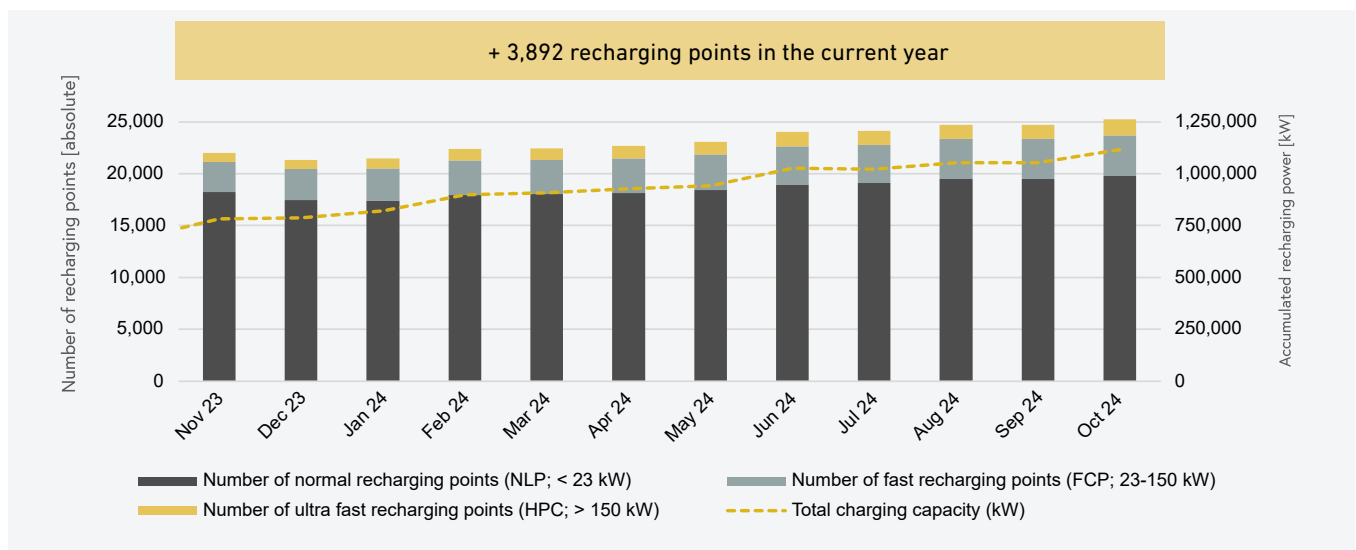


Source: E-Control, data cleansing by AustriaTech; Illustration: AustriaTech; Data status: 04/11/2024

Currently the Austrian recharging network consists of 19,756 normal recharging points, 3,924 fast recharging points and 1,556 ultra fast recharging points, amounting to **25,236 publicly accessible recharging points** in total.

OLÉ - Austria's National Competence Center for E-Mobility supports the expansion of efficient recharging infrastructure in public spaces by improving framework conditions and funding programmes. OLÉ is committed to finding the right recharging infrastructure for the respective recharging scenario. To support the ramp-up, all forms of recharging infrastructure (e.g. smart home and workplace recharging points and high power recharging points on main routes) are needed.

Publicly accessible recharging points and total recharging capacity per month, 2023-2024**



Source: E-Control, data cleansing by AustriaTech; Illustration: AustriaTech; Data status: 04/11/2024

** Due to data cleansing in the Austrian 'Ladestellenverzeichnis', it is not possible to provide a complete data extract as at 1 October 2024. The status of the previous month is therefore shown for September 2024.

Imprint

About

The monthly publication “E-Mobility in Austria Facts & Figures” is created by AustriaTech in its role as National Competence Center For E-Mobility (“OLÉ - Österreichs Leitstelle für Elektromobilität”) and offers a compact overview of recent developments in E-mobility.

The National Competence Center is a neutral hub and coordination point for the Austrian e-mobility initiatives.

You can find the current issue of the publication series “E-Mobility in Austria Facts & Figures” at www.austriatech.at/downloads as well as at www.austriatech.at/zahlen-daten-fakten-archiv

Contact

OLÉ - Austria’s National Competence Center for E-Mobility
Team Electrifying Mobility

leitstelle-elektromobilitaet@austriatech.at

<https://bit.ly/OLELinkedIn>

www.austriatech.at/leitstelle-elektromobilitaet

Media owner and publisher

AustriaTech – Gesellschaft des Bundes
für technologiepolitische Maßnahmen GmbH

Raimundgasse 1/6, 1020 Vienna, Austria
FN 92873d, Handelsgericht Wien
UID number: ATU39393704
Tel: +43 1 26 33 444
office@austriatech.at
www.austriatech.at

Copyright Coverphoto: AustriaTech/Shutterstock

AustriaTech is 100% owned by the Federal Republic of Austria. The tasks of the subsidiary are recognized by the Federal Ministry of Climate Action, Environment, Energy, Mobility, Innovation and Technology (BMK). All publications by AustriaTech consider gender-sensitive language.

Status: October 2024

